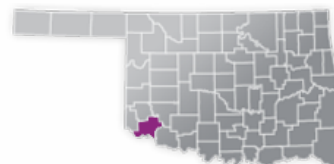




JACKSON COUNTY

COUNTY SEAT: JACKSON

QUALITY RANK: 19



NEED: CHILDREN NEEDING CARE WHILE PARENTS WORK

AGE	CHILD POPULATION	CHILDREN WITH WORKING PARENTS	
	NUMBER	NUMBER	PERCENT
0-5	2,249	1,298	57.7%
6-12	2,640	1,801	68.2%
0-12	4,889	3,099	63.4%

AVAILABILITY: LICENSED CHILD CARE

	NUMBER OF FACILITIES	TOTAL CAPACITY	DHS SUBSIDY
COUNTY TOTAL	14	484	50.0%
CENTERS	7	430	42.9%
HOMES	7	54	57.1%

AFFORDABILITY: CHILD CARE COST

CENTERS AVERAGE FULL-TIME WEEKLY		HOMES AVERAGE FULL-TIME WEEKLY	
UNDER 1	\$134.38	UNDER 1	\$120.00
1 YEAR	\$124.38	1 YEAR	\$119.17
2 YEARS	\$120.00	2 YEARS	\$117.50
3 YEARS	\$116.25	3 YEARS	\$115.00
4-5 YEARS	\$111.43	4-5 YEARS	\$112.50
KINDERGARTEN+	\$106.84	KINDERGARTEN+	\$92.50

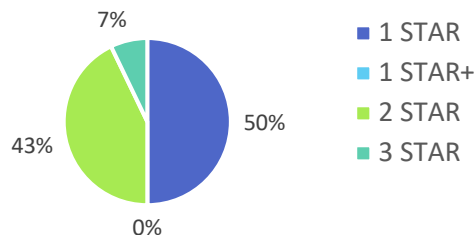
4.1% of children whose parents work receive child care paid for by OKDHS subsidy.
n/a: no facilities operate in the county, - no data reported for county

EARLY EDUCATION


AGE	4 YEAR OLD PRE-KINDERGARTEN		KINDERGARTEN	
	½ DAY	FULL DAY	½ DAY	FULL DAY
# OF SITES	1	6	0	6
# ENROLLED	2	319	0	330

81.7% of 4 year olds are enrolled in a full or part day Pre-K program.
82.5% of 5 year olds are enrolled in a full or part day Kindergarten program.

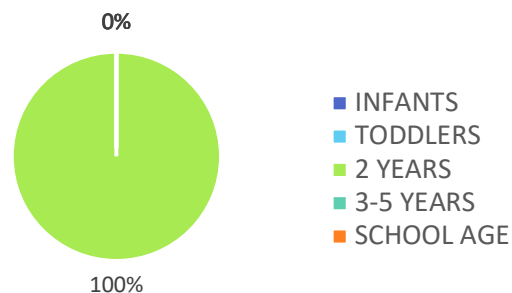
QUALITY: STAR RATINGS FOR CHILD CARE FACILITIES



AMOUNT OF CARE SOUGHT



AGES FOR WHOM CARE IS SOUGHT



NON-TRADITIONAL SCHEDULES SOUGHT

